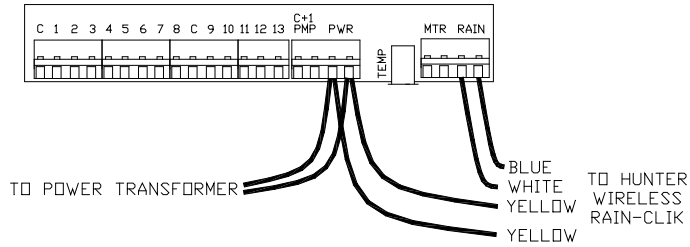
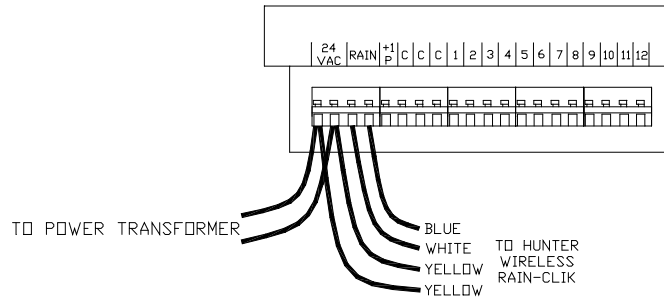


ET-6, 9, AND 14

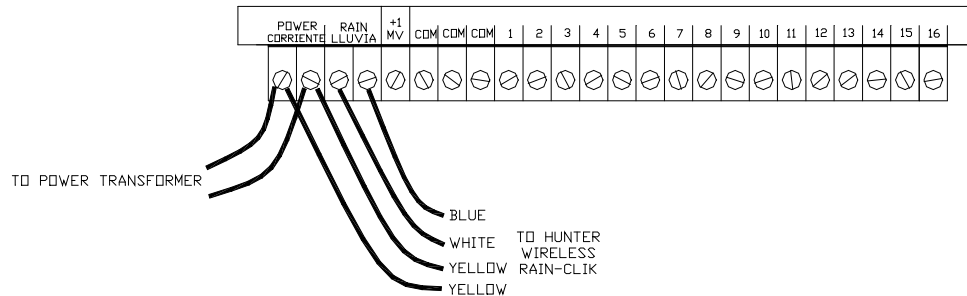


HUNTER WIRELESS RAIN-CLIK WIRING	
HUNTER WIRE COLOR	CONTROLLER TERMINAL
YELLOW	POWER
YELLOW	POWER
WHITE	RAIN
BLUE	RAIN

ET-8B AND 12B



ET-16B, 24B, AND 32B



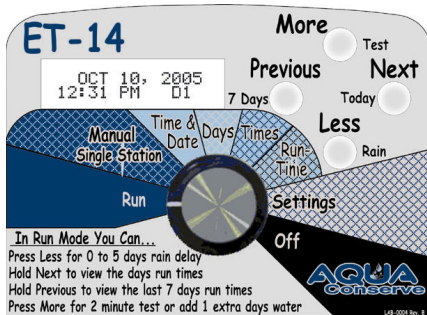
AQUA CONSERVE ET CONTROLLERS
INTERFACE TO THE HUNTER
WIRELESS RAIN-CLIK

Operation and Troubleshooting



Normal Operation

Controller displays temperature or ON.
Hunter Wireless Rain Sensor Status LED is GREEN.
Hunter Wireless Rain Sensor Bypass LED is OFF



Raining

Controller displays **D1** and D1 is flashing.
Hunter Wireless Rain Sensor Status LED is RED.
Hunter Wireless Rain Sensor Bypass LED is OFF.

Note:

While the Hunter Wireless Rain Sensor LED is RED you can not clear the rain delay on the controller.



Sensor Bypassed

Controller display not effected.
Hunter Wireless Rain Sensor Bypass is RED.
Hunter Wireless Rain Sensor Status can be either Green or Red.

In this mode the Hunter Wireless Rain Sensor will not indicate to the controller if it is raining. Press the RAIN SENSOR BYPASS button on the Hunter Wireless Rain Sensor to re-enable the rain sensor function.

